



Client Household Summary

July 1 - July 31, 2018

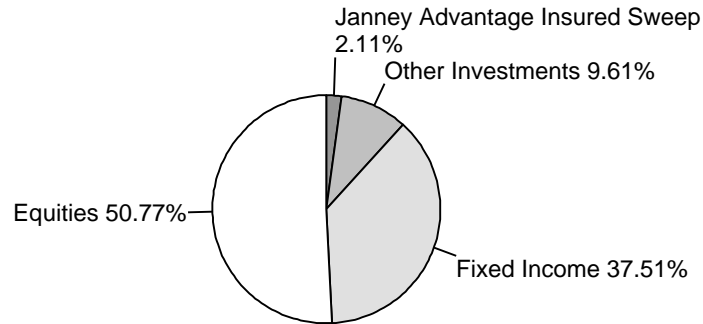
NNNNNN WC23
000000.000.000000.000.000000

**ENVIRONMENTAL COUNCIL
OF THE STATES
ATTN: CAROLYN HANSON
50 F ST NW STE 350
WASHINGTON DC 20001-1770**

Your Financial Advisor

HOWARD KRAUSS II
1255 23RD STREET, NW STE 810
WASHINGTON, DC 20037
202-955-4312
www.janney.com

HOUSEHOLD ALLOCATION



FOR YOUR INFORMATION

Janney's Outlook 2018: Mid-Year Update is now available. Our Investment Strategy Group provides an update on the performance of the economy and markets from the first half of the year. Available as both written and video commentaries, the update also provides insight on the direction of the economy, as well as the equity and fixed income market performance, for the remainder of the year.

MARKET INDICES

	<u>12/15</u>	<u>12/16</u>	<u>12/17</u>	<u>07/18</u>
DJIA	17,425.03	19,762.60	24,719.22	25,415.19
S&P 500	2,043.94	2,238.83	2,673.61	2,816.29
NASDAQ	5,007.41	5,383.12	6,903.39	7,671.79
10 YR. T Bonds	2.27%	2.45%	2.41%	2.96%
Russell 1000	1,131.88	1,241.66	1,481.81	1,560.36
Russell 2000	1,135.89	1,357.13	1,535.51	1,670.80

HOUSEHOLD SUMMARY

Account Number	Account Name	Account Type	Account Value 6/30/18	Account Value 7/31/18	Income Current Period	Income Year-to-Date
1837-4584 ^{eD}	ENVIRONMENTAL COUNCIL	Non-Profit	\$823,895.84	\$839,087.70	\$1,712.90	\$10,696.93

^{eD} - Statement was delivered electronically.

Client Account Summary

July 1 - July 31, 2018

Account number: **1837-4584**

Investment Objective: Growth & Income/Moderate

Page 1 of 15

Your Financial Advisor
 HOWARD KRAUSS II

NNNNNN WC23
**ENVIRONMENTAL COUNCIL
 OF THE STATES**
ATTN: CAROLYN HANSON
50 F ST NW STE 350
WASHINGTON DC 20001-1770

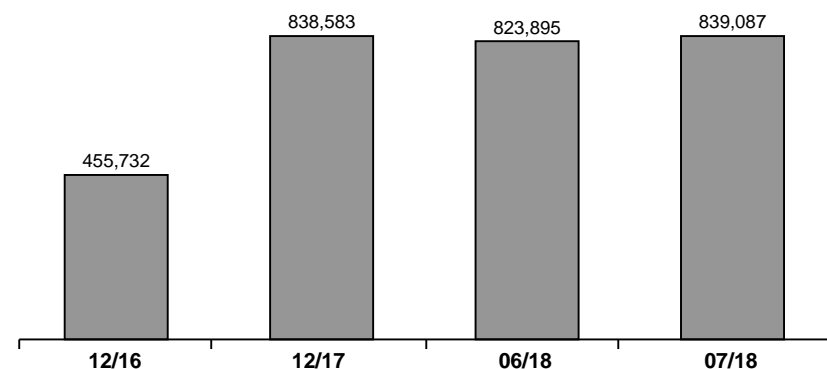
INCOME AND EXPENSE SUMMARY

	Current Period	Year-to-Date
Taxable Dividends	1,706.17	10,664.12
Tax-Exempt Dividends	0.00	0.00
Taxable Interest	0.00	0.00
Tax-Exempt Interest	0.00	0.00
Janney Advantage Insured Sweep Interest**	6.73	32.81
Capital Gain Distributions	0.00	0.00
Partnership Distributions	0.00	0.00
Other Income	0.00	0.00
TOTAL INCOME	1,712.90	10,696.93
Tax Withheld	0.00	0.00
Margin Interest Expense	0.00	0.00
TOTAL EXPENSES	0.00	0.00

CASH ACTIVITY SUMMARY

	Current Period	Year-to-Date
Opening Credit/(Debit) Balance	0.00	0.00
Cash Deposits	0.00	0.00
Cash Withdrawals	0.00	0.00
Securities Bought	(159,815.59)	(168,773.54)
Securities Sold	167,425.07	167,425.07
Net Income (Expense)	(346.82)	4,471.50
Other Activity	0.00	0.00
Money Market Summary	0.00	0.00
Janney Advantage Insured Sweep Activity**	(7,262.66)	(3,123.03)
CLOSING CREDIT/(DEBIT) BALANCE	0.00	0.00

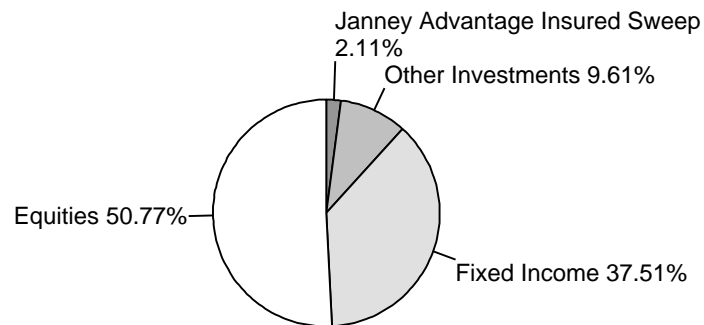
ACCOUNT VALUE COMPARISON



PORTFOLIO SUMMARY

	As of 6/30/18	As of 7/31/18
Janney Advantage Insured Sweep**	10,043.45	17,306.11
Equities - Mutual Funds, ETFs, UITs	429,059.96	426,483.96
Fixed Income - Mutual Funds, ETFs, UITs	302,373.50	314,483.53
Other Investments	82,418.93	80,814.10
TOTAL ACCOUNT VALUE	823,895.84	839,087.70

ACCOUNT ALLOCATION



**Janney Advantage Insured Sweep balances are FDIC insured, are not covered by Janney or SIPC and are not available for margin purposes.



Client Account Summary

July 1 - July 31, 2018

Page 2 of 15

ENVIRONMENTAL COUNCIL

ACCOUNT NUMBER: 1837-4584

PORTFOLIO DETAILS

JANNEY ADVANTAGE INSURED SWEEP**

Description	Symbol/ CUSIP	Quantity	Purchase Date	Cost Amount	Unit Cost	Current Price	Current Value	Unrealized Gain/(Loss)	Term	Accrued Interest	Est. Ann. Income	Est. Yield	% of Port.
JANNEY CORPORATE INSURED SWEEP PRODUCT						N/A	17,306.11					0.65%	2.1%
TOTAL JANNEY ADVANTAGE INSURED SWEEP							17,306.11						2.1%

**Janney Advantage Insured Sweep balances are FDIC insured, are not covered by Janney or SIPC and are not available for margin purposes.

EQUITIES - MUTUAL FUNDS, ETFs, UITs

Description	Symbol/ CUSIP	Quantity	Purchase Date	Cost Amount	Unit Cost	Current Price	Current Value	Unrealized Gain/(Loss)	Term	Accrued Interest	Est. Ann. Income	Est. Yield	% of Port.
ALGER SMALL CAP FOCUS CL Z	AGOZX	493.111	c7/25/18	10,029.87	20.3399	19.5300	9,630.45	(399.41)	ST				1.2%
ALGER SPECTRA CL Z	ASPZX	1,087.172	c8/25/17	22,276.14	20.4899	23.7200	25,787.71	3,511.58	ST				
		68.534	Reinvestments	1,445.38	21.0899	N/A	1,625.63	180.25					
		1,155.706		23,721.52			27,413.34	3,691.83					3.3%
							Fund Investment Gain/(Loss)	5,137.20					
COLUMBIA SELIGMAN COMMUNICATIONS & INFORMATION INSTL CL	CCIZX	153.002	c11/2/16	10,010.92	65.4299	83.3900	12,758.83	2,747.92	LT				
		3.290	c8/25/17	255.55	77.6747	83.3900	274.35	18.80	ST				
		34.981	Reinvestments	2,523.64	72.1431	N/A	2,917.07	393.43					
		191.273		12,790.11			15,950.25	3,160.15					1.9%
							Fund Investment Gain/(Loss)	5,683.78					
CULLEN HIGH DIVIDEND EQUITY CL I	CHDVX	827.423	c11/2/16	14,000.00	16.9200	18.6100	15,398.34	1,398.34	LT		346.19	2.24%	
		7,227.616	c8/24/17	134,000.00	18.5399	18.6100	134,505.92	505.93	ST		3,023.96	2.24%	
		876.810	Reinvestments	16,142.37	18.4103	N/A	16,317.44	175.06			366.93	2.24%	
		8,931.849		164,142.37			166,221.70	2,079.33			3,737.08	2.24%	19.8%
							Fund Investment Gain/(Loss)	18,221.70					
FIRST EAGLE OVERSEAS CL I	SGOIX	539.643	c8/25/17	13,690.75	25.3700	24.8200	13,393.93	(296.81)	ST		246.28	1.83%	
		12.520	c7/25/18	308.62	24.6501	24.8200	310.74	2.13	ST		5.72	1.83%	
		19.527	Reinvestments	488.38	25.0104	N/A	484.67	(3.71)			8.91	1.83%	

ENVIRONMENTAL COUNCIL

ACCOUNT NUMBER: 1837-4584

PORTFOLIO DETAILS

EQUITIES - MUTUAL FUNDS, ETFs, UITs

Description	Symbol/ CUSIP	Quantity	Purchase Date	Cost Amount	Unit Cost	Current Price	Current Value	Unrealized Gain/(Loss)	Term	Accrued Interest	Est. Ann. Income	Est. Yield	% of Port.
		571.690		14,487.75			14,189.34	(298.39)			260.91	1.83%	1.7%
				Fund Investment Gain/(Loss)			189.97						
HARTFORD HEALTHCARE CL I	HGHIX	242.352	08/25/17	8,748.89	36.0999	38.6600	9,369.32	620.44	ST				
		16.484	Reinvestments	580.41	35.2105	N/A	637.27	56.86					
		258.836		9,329.30			10,006.59	677.30					1.2%
				Fund Investment Gain/(Loss)			1,257.70						
HARTFORD SCHRODERS INTL MULTI CAP VALUE CL I	SIDNX	1,212.070	07/25/18	12,035.86	9.9300	9.9900	12,108.57	72.72	ST		332.10	2.74%	1.4%
JANUS HENDERSON GLOBAL EQUITY INCOME CL I	HFQIX	1,038.963	08/25/17	8,114.30	7.8099	7.5000	7,792.21	(322.08)	ST		540.25	6.93%	
		320.099	Reinvestments	2,381.28	7.4391	N/A	2,400.75	19.48			166.46	6.93%	
		1,359.062		10,495.58			10,192.96	(302.60)			706.71	6.93%	1.2%
				Fund Investment Gain/(Loss)			2,078.66						
JANUS HENDERSON EUROPEAN FOCUS INSTL CL	HFEIX	250.471	05/19/15	9,515.38	37.9899	32.9100	8,243.00	(1,272.38)	LT		190.45	2.31%	
		151.628	08/25/17	5,067.42	33.4200	32.9100	4,990.06	(77.34)	ST		115.30	2.31%	
		8.231	07/25/18	268.92	32.6716	32.9100	270.88	1.96	ST		6.26	2.31%	
		19.349	Reinvestments	626.31	32.3691	N/A	636.79	10.47			14.71	2.31%	
		429.679		15,478.03			14,140.73	(1,337.29)			326.72	2.31%	1.7%
				Fund Investment Gain/(Loss)			(710.99)						
JOHN HANCOCK REGIONAL BANK CL I	JRBFX	204.622	07/25/18	6,017.92	29.4099	29.2700	5,989.28	(28.63)	ST		56.39	0.94%	0.7%
JOHN HANCOCK SEAPORT LONG SHORT CL I	JSFDX	2,587.242	07/25/18	30,089.63	11.6300	11.4600	29,649.79	(439.84)	ST				3.5%
JOHN HANCOCK	JVLIX	771.403	08/25/17	15,968.05	20.7000	22.3600	17,248.56	1,280.52	ST		185.05	1.07%	

ENVIRONMENTAL COUNCIL

ACCOUNT NUMBER: 1837-4584

PORTFOLIO DETAILS

EQUITIES - MUTUAL FUNDS, ETFs, UITs

Description	Symbol/ CUSIP	Quantity	Purchase Date	Cost Amount	Unit Cost	Current Price	Current Value	Unrealized Gain/(Loss)	Term	Accrued Interest	Est. Ann. Income	Est. Yield	% of Port.
DISCIPLINED VALUE CL I		133.412	Reinvestments	2,648.64	19.8530	N/A	2,983.10	334.47			32.01	1.07%	
		904.815		18,616.69			20,231.66	1,614.99			217.06	1.07%	2.4%
							Fund Investment Gain/(Loss)	4,263.61					
KEELEY MID CAP DIVIDEND VALUE CL I	KMDIX	507.200	07/25/18	12,035.86	23.7300	23.7600	12,051.07	15.21	ST		118.88	0.98%	1.4%
NEUBERGER BERMAN GENESIS INSTL CL	NBGIX	33.520	05/19/15	1,993.76	59.4797	61.6800	2,067.51	73.75	LT		7.12	0.34%	
		27.075	08/25/17	1,565.20	57.8097	61.6800	1,669.98	104.79	ST		5.74	0.34%	
		36.250	Reinvestments	2,001.93	55.2256	N/A	2,235.90	233.97			7.70	0.34%	
		96.845		5,560.89			5,973.39	412.51			20.56	0.34%	0.7%
							Fund Investment Gain/(Loss)	2,414.43					
PUTNAM EQUITY INCOME CL Y	PEIYX	793.189	07/25/18	20,059.75	25.2900	25.5200	20,242.18	182.43	ST		252.39	1.24%	2.4%
TETON WESTWOOD MIGHTY MITES CL I	WEIMX	278.318	07/24/14	6,735.28	24.1999	29.6300	8,246.56	1,511.28	LT				
		75.557	08/25/17	2,078.56	27.5098	29.6300	2,238.74	160.19	ST				
		56.345	Reinvestments	1,504.83	26.7074	N/A	1,669.51	164.68					
		410.220		10,318.67			12,154.81	1,836.15					1.4%
							Fund Investment Gain/(Loss)	3,340.97					
VANGUARD MARKET NEUTRAL INVESTOR CL	VMNFX	2,496.110	08/25/17	29,329.29	11.7499	11.8400	29,553.94	224.65	ST		329.71	1.11%	
		25.802	07/25/18	304.72	11.8099	11.8400	305.50	0.78	ST		3.42	1.11%	
		28.035	Reinvestments	327.69	11.6886	N/A	331.93	4.24			3.71	1.11%	
		2,549.947		29,961.70			30,191.37	229.67			336.84	1.11%	3.6%
							Fund Investment Gain/(Loss)	557.36					
WELLS FARGO EMERGING MARKETS EQUITY INCOME ADMIN CL	EQIDX	581.909	05/19/15	6,796.70	11.6800	11.3700	6,616.30	(180.39)	LT		152.92	2.31%	
		232.385	08/25/17	2,695.67	11.6000	11.3700	2,642.19	(53.45)	ST		61.09	2.31%	
		29.813	07/25/18	339.57	11.3899	11.3700	338.97	(0.60)	ST		7.83	2.31%	
		48.284	Reinvestments	520.80	10.7861	N/A	549.02	28.23			12.68	2.30%	

PORTFOLIO DETAILS

EQUITIES - MUTUAL FUNDS, ETFs, UITs

Description	Symbol/ CUSIP	Quantity	Purchase Date	Cost Amount	Unit Cost	Current Price	Current Value	Unrealized Gain/(Loss)	Term	Accrued Interest	Est. Ann. Income	Est. Yield	% of Port.
		892.391		10,352.74			10,146.48	(206.21)			234.52	2.31%	1.2%
							Fund Investment Gain/(Loss)	314.54					
TOTAL EQUITIES - MUTUAL FUNDS, ETFs, UITs				415,524.24			426,483.96	10,959.92			6,600.16	1.54%	50.8%

FIXED INCOME - MUTUAL FUNDS, ETFs & UITs

Description	Symbol/ CUSIP	Quantity	Purchase Date	Cost Amount	Unit Cost	Current Price	Current Value	Unrealized Gain/(Loss)	Term	Accrued Interest	Est. Ann. Income	Est. Yield	% of Port.
BLACKROCK STRATEGIC INCOME OPPTYS INSTL CL	BSIIX	6,589.341	08/25/17	65,356.24	9.9184	9.7600	64,311.97	(1,044.27)	ST		2,274.57	3.53%	
		268.695	Reinvestments	2,666.00	9.9220	N/A	2,622.46	(43.54)			92.82	3.53%	
		6,858.036		68,022.24			66,934.43	(1,087.81)			2,367.39	3.53%	8.0%
							Fund Investment Gain/(Loss)	1,578.19					
PGIM TOTAL RETURN BOND CL Z	PDBZX	2,498.265	07/24/14	35,951.96	14.3907	14.0600	35,125.60	(826.35)	LT		1,108.21	3.15%	
		588.181	05/19/15	8,423.24	14.3208	14.0600	8,269.83	(153.42)	LT		260.92	3.15%	
		1,368.925	01/12/16	19,973.69	14.5907	14.0600	19,247.09	(726.60)	LT		607.24	3.15%	
		5,248.475	08/25/17	76,500.03	14.5756	14.0600	73,793.56	(2,706.47)	ST		2,328.22	3.15%	
		2,976.985	07/25/18	41,856.41	14.0600	14.0600	41,856.42	0.01	ST		1,320.62	3.15%	
		641.439	Reinvestments	9,181.28	14.3135	N/A	9,018.61	(162.67)			284.54	3.15%	
		13,322.270		191,886.61			187,311.11	(4,575.50)			5,909.75	3.15%	22.3%
							Fund Investment Gain/(Loss)	4,605.78					
PIMCO INCOME INSTL CL	PIMIX	1,671.646	07/25/18	20,059.75	11.9999	12.0000	20,059.75		ST		1,107.79	5.52%	2.4%
PIONEER STRATEGIC INCOME CL Y	STRYX	1,235.361	05/19/15	13,236.60	10.7147	10.4700	12,934.22	(302.37)	LT		456.33	3.52%	
		684.232	Reinvestments	7,239.18	10.5800	N/A	7,163.91	(75.27)			252.76	3.52%	
		1,919.593		20,475.78			20,098.13	(377.64)			709.09	3.52%	2.5%
							Fund Investment Gain/(Loss)	6,861.53					

ENVIRONMENTAL COUNCIL

ACCOUNT NUMBER: 1837-4584

PORTFOLIO DETAILS
FIXED INCOME - MUTUAL FUNDS, ETFs & UITs

Description	Symbol/ CUSIP	Quantity	Purchase Date	Cost Amount	Unit Cost	Current Price	Current Value	Unrealized Gain/(Loss) Term	Accrued Interest	Est. Ann. Income	Est. Yield	% of Port.
VOYA	IFRWX	1,650.504	08/25/17	16,290.47	9.8699	9.8600	16,273.96	(16.50) ST		662.50	4.07%	
FLOATING RATE		329.241	07/25/18	3,243.02	9.8499	9.8600	3,246.32	3.30 ST		132.18	4.07%	
CL W		56.778	Reinvestments	560.52	9.8721	N/A	559.83	(0.69)		22.78	4.06%	
		2,036.523		20,094.01			20,080.11	(13.89)		817.46	4.07%	2.4%
								Fund Investment Gain/(Loss)				546.62

TOTAL FIXED INCOME - MUTUAL FUNDS, ETFs & UITs				320,538.39			314,483.53	(6,054.84)		10,911.48	3.46%	37.5%
---	--	--	--	-------------------	--	--	-------------------	-------------------	--	------------------	--------------	--------------

OTHER INVESTMENTS
Other Mutual Funds, ETFs & UITs

Description	Symbol/ CUSIP	Quantity	Purchase Date	Cost Amount	Unit Cost	Current Price	Current Value	Unrealized Gain/(Loss) Term	Accrued Interest	Est. Ann. Income	Est. Yield	% of Port.
PIMCO	PAUIX	3,222.999	08/25/17	29,329.29	9.0999	8.6100	27,750.01	(1,579.27) ST		1,442.26	5.19%	
ALL ASSET ALL AUTHORITY		148.468	07/25/18	1,266.43	8.5299	8.6100	1,278.31	11.88 ST		66.45	5.19%	
INSTL CL		163.981	Reinvestments	1,456.70	8.8833	N/A	1,411.88	(44.82)		73.40	5.19%	
		3,535.448		32,052.42			30,440.20	(1,612.21)		1,582.11	5.19%	3.6%
								Fund Investment Gain/(Loss)				(155.52)
WELLS FARGO	WARDX	1,158.798	07/24/14	13,500.00	11.6500	11.3600	13,163.94	(336.05) LT		247.74	1.88%	
ABSOLUTE RETURN		1,223.905	05/19/15	13,732.21	11.2199	11.3600	13,903.57	171.35 LT		261.67	1.88%	
ADMIN CL		116.464	08/25/17	1,319.54	11.3300	11.3600	1,323.03	3.49 ST		24.90	1.88%	
		17.027	07/25/18	193.09	11.3402	11.3600	193.43	0.34 ST		3.64	1.88%	
		146.544	Reinvestments	1,580.90	10.7878	N/A	1,664.73	83.84		31.34	1.88%	
		2,662.738		30,325.74			30,248.70	(77.03)		569.29	1.88%	3.6%
								Fund Investment Gain/(Loss)				1,503.86
YORKTOWN	APIIX	1,633.543	01/12/16	16,678.47	10.2099	10.9500	17,887.29	1,208.83 LT		919.34	5.13%	
MULTI ASSET INCOME		204.375	Reinvestments	2,218.14	10.8532	N/A	2,237.91	19.76		115.04	5.14%	
INSTL CL												
		1,837.918		18,896.61			20,125.20	1,228.59		1,034.38	5.13%	2.4%
								Fund Investment Gain/(Loss)				3,446.73



Client Account Summary

July 1 - July 31, 2018

Page 7 of 15

ENVIRONMENTAL COUNCIL

ACCOUNT NUMBER: 1837-4584

PORTFOLIO DETAILS

OTHER INVESTMENTS

Other Mutual Funds, ETFs & UITs

Description	Symbol/ CUSIP	Quantity	Purchase Date	Cost Amount	Unit Cost	Current Price	Current Value	Unrealized Gain/(Loss) Term	Accrued Interest	Est. Ann. Income	Est. Yield	% of Port.
TOTAL OTHER MUTUAL FUNDS, ETFs & UITs				81,274.77			80,814.10	(460.65)		3,185.78	3.94%	9.6%
TOTAL OTHER INVESTMENTS				81,274.77			80,814.10	(460.65)		3,185.78	3.94%	9.6%
TOTAL ACCOUNT VALUE				817,337.40			839,087.70	4,444.43		20,697.42	2.46%	100.0%

CASH ACTIVITY DETAILS

SECURITIES BOUGHT

Trade Date	Settlement Date	Transaction Type	Quantity	Symbol/ CUSIP	Description	Price	Amount	Acct Type
7/02	7/02	REINVEST DIV	24.947	BSIIX	BLACKROCK STRATEGIC INCOME OPPTYS INSTL CL REINVEST AT 9.760	0.00	(243.48)	CASH
7/02	7/02	REINVEST DIV	74.963	HFQIX	JANUS HENDERSON GLOBAL EQUITY INCOME CL I REINVEST AT 7.240	0.00	(542.73)	CASH
7/02	7/02	REINVEST DIV	13.325	STRYX	PIONEER STRATEGIC INCOME CL Y REINVEST AT 10.430	0.00	(138.98)	CASH
7/02	7/02	REINVEST DIV	32.772	PDBZX	PGIM TOTAL RETURN BOND CL Z REINVEST AT 14.070	0.00	(461.10)	CASH
7/02	7/02	REINVEST DIV	9.219	PDCZX	PGIM INCOME BUILDER CL Z REINVEST AT 9.490	0.00	(87.49)	CASH
7/02	7/02	REINVEST DIV	6.313	IFRWX	VOYA FLOATING RATE CL W REINVEST AT 9.830	0.00	(62.06)	CASH
7/25	7/26	PURCHASE	493.111	AGOZX	ALGER SMALL CAP FOCUS CL Z	20.34	(10,029.87)	CASH



Client Account Summary

July 1 - July 31, 2018

ENVIRONMENTAL COUNCIL

ACCOUNT NUMBER: 1837-4584

SECURITIES BOUGHT - Continued

Trade Date	Settlement Date	Transaction Type	Quantity	Symbol/ CUSIP	Description	Price	Amount	Acct Type
7/25	7/26	PURCHASE	12.520	SGOIX	FIRST EAGLE OVERSEAS CL I	24.65	(308.62)	CASH
7/25	7/26	PURCHASE	204.622	JRBFX	JOHN HANCOCK REGIONAL BANK CL I	29.41	(6,017.92)	CASH
7/25	7/26	PURCHASE	2,587.242	JSFDX	JOHN HANCOCK SEAPORT LONG SHORT CL I	11.63	(30,089.63)	CASH
7/25	7/26	PURCHASE	1,212.070	SIDNX	HARTFORD SCHRODERS INTL MULTI CAP VALUE CL I	9.93	(12,035.86)	CASH
7/25	7/26	PURCHASE	8.231	HFEIX	JANUS HENDERSON EUROPEAN FOCUS INSTL CL	32.67	(268.92)	CASH
7/25	7/26	PURCHASE	507.200	KMDIX	KEELEY MID CAP DIVIDEND VALUE CL I	23.73	(12,035.86)	CASH
7/25	7/26	PURCHASE	148.468	PAUIX	PIMCO ALL ASSET ALL AUTHORITY INSTL CL	8.53	(1,266.43)	CASH
7/25	7/26	PURCHASE	1,671.646	PIMIX	PIMCO INCOME INSTL CL	12.00	(20,059.75)	CASH
7/25	7/26	PURCHASE	2,976.985	PDBZX	PGIM TOTAL RETURN BOND CL Z	14.06	(41,856.41)	CASH
7/25	7/26	PURCHASE	793.189	PEIYX	PUTNAM EQUITY INCOME CL Y	25.29	(20,059.75)	CASH
7/25	7/26	PURCHASE	25.802	VMNFX	VANGUARD MARKET NEUTRAL INVESTOR CL	11.81	(304.72)	CASH
7/25	7/26	PURCHASE	329.241	IFRWX	VOYA FLOATING RATE CL W	9.85	(3,243.02)	CASH
7/25	7/26	PURCHASE	17.027	WARDX	WELLS FARGO ABSOLUTE RETURN ADMIN CL	11.34	(193.09)	CASH
7/25	7/26	PURCHASE	29.813	EQIDX	WELLS FARGO EMERGING MARKETS EQUITY INCOME ADMIN CL	11.39	(339.57)	CASH



Client Account Summary

July 1 - July 31, 2018

ENVIRONMENTAL COUNCIL

ACCOUNT NUMBER: 1837-4584

SECURITIES BOUGHT - Continued

Trade Date	Settlement Date	Transaction Type	Quantity	Symbol/ CUSIP	Description	Price	Amount	Acct Type
7/27	7/27	REINVEST DIV	3.508	EQIDX	WELLS FARGO EMERGING MARKETS EQUITY INCOME ADMIN CL REINVEST AT 11.390	0.00	(39.96)	CASH
7/31	7/31	REINVEST DIV	6.740	APIIX	YORKTOWN MULTI ASSET INCOME INSTL CL REINVEST AT 10.930	0.00	(73.67)	CASH
7/31	7/31	REINVEST DIV	3.063	CHDVX	CULLEN HIGH DIVIDEND EQUITY CL I REINVEST AT 18.510	0.00	(56.70)	CASH
TOTAL SECURITIES BOUGHT							(159,815.59)	

SECURITIES SOLD

Trade Date	Settlement Date	Transaction Type	Quantity	Symbol/ CUSIP	Description	Price	Amount	Acct Type
7/25	7/26	SALE	-57.866	ASPZX	ALGER SPECTRA CL Z	24.65	1,426.40	CASH
7/25	7/26	SALE	-363.464	APIIX	YORKTOWN MULTI ASSET INCOME INSTL CL	10.98	3,990.83	CASH
7/25	7/26	SALE	-2,599.740	BSIIX	BLACKROCK STRATEGIC INCOME OPPTYS INSTL CL	9.76	25,373.46	CASH
7/25	7/26	SALE	-30.400	CCIZX	COLUMBIA SELIGMAN COMMUNICATIONS & INFORMATION INSTL CL	84.82	2,578.53	CASH
7/25	7/26	SALE	-394.467	JVLIX	JOHN HANCOCK DISCIPLINED VALUE CL I	22.27	8,784.78	CASH
7/25	7/26	SALE	-1,181.787	HQIIX	HARTFORD EQUITY INCOME CL I	20.15	23,813.01	CASH
7/25	7/26	SALE	-82.716	HGHIX	HARTFORD HEALTHCARE CL I	39.19	3,241.64	CASH
7/25	7/26	SALE	-1,592.032	HFQIX	JANUS HENDERSON GLOBAL EQUITY INCOME CL I	7.42	11,812.88	CASH



Client Account Summary

July 1 - July 31, 2018

ENVIRONMENTAL COUNCIL

ACCOUNT NUMBER: 1837-4584

SECURITIES SOLD - Continued

Trade Date	Settlement Date	Transaction Type	Quantity	Symbol/ CUSIP	Description	Price	Amount	Acct Type
7/25	7/26	SALE	-57.895	NBGIX	NEUBERGER BERMAN GENESIS INSTL CL	62.09	3,594.70	CASH
7/25	7/26	SALE	-2,742.967	STRYX	PIONEER STRATEGIC INCOME CL Y	10.46	28,691.43	CASH
7/25	7/26	SALE	-3,164.259	PDCZX	PGIM INCOME BUILDER CL Z	9.69	30,661.67	CASH
7/25	7/26	SALE	-481.470	SPVZX	PGIM QMA MID CAP VALUE CL Z	22.25	10,712.71	CASH
7/25	7/26	SALE	-823.089	RYTRX	ROYCE TOTAL RETURN INVESTMENT CL	13.91	11,449.17	CASH
7/25	7/26	SALE	-44.159	WEIMX	TETON WESTWOOD MIGHTY MITES CL I	29.30	1,293.86	CASH
TOTAL SECURITIES SOLD							167,425.07	

INCOME AND EXPENSE

Income

Date	Transaction Type	Symbol/ CUSIP	Description	Amount	Acct Type
7/02	DIVIDEND	BSIIX	BLACKROCK STRATEGIC INCOME OPPTYS INSTL CL 062918 9,432.82900	243.48	CASH
7/02	DIVIDEND	HFQIX	JANUS HENDERSON GLOBAL EQUITY INCOME CL I 062918 2,876.13100	542.73	CASH
7/02	DIVIDEND	STRYX	PIONEER STRATEGIC INCOME CL Y 062918 4,649.23500	138.98	CASH
7/02	DIVIDEND	PDBZX	PGIM TOTAL RETURN BOND CL Z 062918 10,312.51300	461.10	CASH



ENVIRONMENTAL COUNCIL

ACCOUNT NUMBER: 1837-4584

INCOME AND EXPENSE - Continued

Income					
Date	Transaction Type	Symbol/ CUSIP	Description	Amount	Acct Type
7/02	DIVIDEND	PDCZX	PGIM INCOME BUILDER CL Z 062918 3,155.04000	87.49	CASH
7/02	DIVIDEND	IFRWX	VOYA FLOATING RATE CL W 062918 1,700.96900	62.06	CASH
7/27	DIVIDEND	EQIDX	WELLS FARGO EMERGING MARKETS EQUITY INCOME ADMIN CL 072618 859.07000	39.96	CASH
7/31	DIVIDEND	APIIX	YORKTOWN MULTI ASSET INCOME INSTL CL 073118 1,831.17800	73.67	CASH
7/31	DIVIDEND	CHDVX	CULLEN HIGH DIVIDEND EQUITY CL I 073018 8,928.78600	56.70	CASH
7/31	INTEREST	09999134	JANNEY CORPORATE INSURED SWEEP PRODUCT 073118 17,306	6.73	CASH
TOTAL INCOME				1,712.90	
Expense					
Date	Transaction Type	Symbol/ CUSIP	Description	Amount	Acct Type
7/02	ASSET FEE		COMPASS FEE BILL VAL 823,895.84 07/01/18 THRU 09/30/18	(2,059.72)	CASH
TOTAL EXPENSE				(2,059.72)	
NET INCOME (EXPENSE)				(346.82)	

JANNEY ADVANTAGE INSURED SWEEP ACTIVITY**

Date	Transaction Type	Description	Amount
07/03/2018	SALE	JANNEY CORPORATE	\$2,059.72
07/26/2018	PURCHASE	JANNEY CORPORATE	(\$9,315.65)



Client Account Summary

July 1 - July 31, 2018

ENVIRONMENTAL COUNCIL

ACCOUNT NUMBER: 1837-4584

JANNEY ADVANTAGE INSURED SWEEP ACTIVITY - Continued**

Date	Transaction Type	Description	Amount
07/31/2018	INTEREST REINVEST	JANNEY CORPORATE	(\$6.73)
TOTAL JANNEY ADVANTAGE INSURED SWEEP			\$17,306.11

**Janney Advantage Insured Sweep balances are FDIC insured, are not covered by Janney or SIPC and are not available for margin purposes.

REALIZED GAIN (LOSS) INFORMATION

Open Date	Close Date	Quantity	Symbol/ CUSIP	Description	Cost	Proceeds	Realized Gain/(Loss)	Term
08/25/17	07/25/18	57.86000	ASPZX	ALGER ^	1,185.68	1,426.40	240.72	SHORT
11/02/16	07/25/18	363.46000	APIIX	YORKTOWN ^	3,710.97	3,990.83	279.86	LONG
08/25/17	07/25/18	2,599.74000	BSIIX	BLACKROCK ^	25,785.46	25,373.46	(412.00)	SHORT
11/02/16	07/25/18	30.40000	CCIZX	COLUMBIA SELIGMAN ^	1,989.08	2,578.53	589.45	LONG
07/24/14	07/25/18	363.45000	JVLIX	JOHN HANCOCK ^	6,960.17	8,094.16	1,133.99	LONG
12/17/14	07/25/18	31.01000	JVLIX	JOHN HANCOCK ^	561.31	690.62	129.31	LONG
07/24/14	07/25/18	596.49000	HQIIX	HARTFORD ^	11,387.15	12,019.45	632.30	LONG
09/30/14	07/25/18	5.62000	HQIIX	HARTFORD ^	105.11	113.32	8.21	LONG
12/15/14	07/25/18	29.94000	HQIIX	HARTFORD ^	548.85	603.35	54.50	LONG
12/15/14	07/25/18	3.92000	HQIIX	HARTFORD ^	71.87	79.00	7.13	LONG
12/31/14	07/25/18	6.64000	HQIIX	HARTFORD ^	125.71	133.87	8.16	LONG
03/31/15	07/25/18	5.57000	HQIIX	HARTFORD ^	104.82	112.23	7.41	LONG
06/30/15	07/25/18	4.88000	HQIIX	HARTFORD ^	90.08	98.49	8.41	LONG
09/30/15	07/25/18	5.08000	HQIIX	HARTFORD ^	86.00	102.54	16.54	LONG
12/14/15	07/25/18	72.20000	HQIIX	HARTFORD ^	1,197.80	1,454.83	257.03	LONG
12/30/15	07/25/18	5.48000	HQIIX	HARTFORD ^	93.79	110.52	16.73	LONG
03/31/16	07/25/18	5.55000	HQIIX	HARTFORD ^	95.53	111.97	16.44	LONG
06/30/16	07/25/18	4.72000	HQIIX	HARTFORD ^	83.13	95.28	12.15	LONG
09/30/16	07/25/18	4.50000	HQIIX	HARTFORD ^	81.38	90.85	9.47	LONG
12/19/16	07/25/18	24.08000	HQIIX	HARTFORD ^	446.73	485.25	38.52	LONG
12/29/16	07/25/18	4.04000	HQIIX	HARTFORD ^	74.48	81.46	6.98	LONG
03/31/17	07/25/18	4.10000	HQIIX	HARTFORD ^	78.61	82.75	4.14	LONG
06/30/17	07/25/18	3.28000	HQIIX	HARTFORD ^	63.94	66.17	2.23	LONG
08/25/17	07/25/18	315.32000	HQIIX	HARTFORD ^	6,167.74	6,353.84	186.10	SHORT
09/29/17	07/25/18	4.75000	HQIIX	HARTFORD ^	95.76	95.71	(0.05)	SHORT
12/18/17	07/25/18	56.50000	HQIIX	HARTFORD ^	1,143.01	1,138.50	(4.51)	SHORT
12/18/17	07/25/18	0.34000	HQIIX	HARTFORD ^	6.90	6.87	(0.03)	SHORT
12/28/17	07/25/18	6.17000	HQIIX	HARTFORD ^	124.92	124.49	(0.43)	SHORT
03/29/18	07/25/18	6.42000	HQIIX	HARTFORD ^	123.29	129.53	6.24	SHORT

REALIZED GAIN (LOSS) INFORMATION - Continued

Open Date	Close Date	Quantity	Symbol/ CUSIP	Description	Cost	Proceeds	Realized Gain/(Loss)	Term
06/29/18	07/25/18	6.09000	HQIIX	HARTFORD ^	117.98	122.74	4.76	SHORT
08/25/17	07/25/18	82.71000	HGHIX	HARTFORD ^	2,986.05	3,241.64	255.59	SHORT
07/24/14	07/25/18	1,047.73000	HFQIX	JANUS HENDERSON ^	9,000.00	7,774.15	(1,225.85)	LONG
07/31/14	07/25/18	3.37000	HFQIX	JANUS HENDERSON ^	28.52	25.07	(3.45)	LONG
08/29/14	07/25/18	6.20000	HFQIX	JANUS HENDERSON ^	51.84	46.01	(5.83)	LONG
09/30/14	07/25/18	5.04000	HFQIX	JANUS HENDERSON ^	40.19	37.41	(2.78)	LONG
10/31/14	07/25/18	2.75000	HFQIX	JANUS HENDERSON ^	21.86	20.40	(1.46)	LONG
11/28/14	07/25/18	6.12000	HFQIX	JANUS HENDERSON ^	49.36	45.44	(3.92)	LONG
12/31/14	07/25/18	4.44000	HFQIX	JANUS HENDERSON ^	34.82	32.99	(1.83)	LONG
01/30/15	07/25/18	2.90000	HFQIX	JANUS HENDERSON ^	23.09	21.57	(1.52)	LONG
02/27/15	07/25/18	4.13000	HFQIX	JANUS HENDERSON ^	33.92	30.69	(3.23)	LONG
03/31/15	07/25/18	6.27000	HFQIX	JANUS HENDERSON ^	50.48	46.53	(3.95)	LONG
04/30/15	07/25/18	8.86000	HFQIX	JANUS HENDERSON ^	72.48	65.74	(6.74)	LONG
05/19/15	07/25/18	381.47000	HFQIX	JANUS HENDERSON ^	3,154.82	2,830.61	(324.21)	LONG
05/29/15	07/25/18	12.94000	HFQIX	JANUS HENDERSON ^	105.52	96.06	(9.46)	LONG
06/30/15	07/25/18	9.34000	HFQIX	JANUS HENDERSON ^	73.00	69.35	(3.65)	LONG
07/31/15	07/25/18	5.05000	HFQIX	JANUS HENDERSON ^	39.59	37.51	(2.08)	LONG
08/31/15	07/25/18	9.97000	HFQIX	JANUS HENDERSON ^	73.72	74.02	0.30	LONG
09/30/15	07/25/18	8.09000	HFQIX	JANUS HENDERSON ^	56.92	60.08	3.16	LONG
10/30/15	07/25/18	4.09000	HFQIX	JANUS HENDERSON ^	30.88	30.34	(0.54)	LONG
11/30/15	07/25/18	9.51000	HFQIX	JANUS HENDERSON ^	70.95	70.57	(0.38)	LONG
12/31/15	07/25/18	6.77000	HFQIX	JANUS HENDERSON ^	49.76	50.23	0.47	LONG
03/29/16	07/25/18	21.22000	HFQIX	JANUS HENDERSON ^	152.63	157.53	4.90	LONG
06/28/16	07/25/18	25.68000	HFQIX	JANUS HENDERSON ^	169.24	190.58	21.34	LONG
05/19/15	07/25/18	57.89000	NBGIX	NEUBERGER BERMAN ^	3,443.59	3,594.70	151.11	LONG
07/24/14	07/25/18	1,698.38000	STRYX	PIONEER ^	18,843.19	17,765.11	(1,078.08)	LONG
08/01/14	07/25/18	2.74000	STRYX	PIONEER ^	30.42	28.71	(1.71)	LONG
09/02/14	07/25/18	13.78000	STRYX	PIONEER ^	152.98	144.20	(8.78)	LONG
10/01/14	07/25/18	13.63000	STRYX	PIONEER ^	149.90	142.58	(7.32)	LONG
11/03/14	07/25/18	13.61000	STRYX	PIONEER ^	149.90	142.45	(7.45)	LONG
11/26/14	07/25/18	55.16000	STRYX	PIONEER ^	597.78	577.05	(20.73)	LONG
11/26/14	07/25/18	1.09000	STRYX	PIONEER ^	11.87	11.44	(0.43)	LONG
12/01/14	07/25/18	13.42000	STRYX	PIONEER ^	145.35	140.42	(4.93)	LONG
01/02/15	07/25/18	16.26000	STRYX	PIONEER ^	174.39	170.17	(4.22)	LONG
02/02/15	07/25/18	13.42000	STRYX	PIONEER ^	144.42	140.43	(3.99)	LONG
03/02/15	07/25/18	13.49000	STRYX	PIONEER ^	145.74	141.20	(4.54)	LONG

REALIZED GAIN (LOSS) INFORMATION - Continued

Open Date	Close Date	Quantity	Symbol/ CUSIP	Description		Cost	Proceeds	Realized Gain/(Loss)	Term
04/01/15	07/25/18	13.63000	STRYX	PIONEER ^		146.70	142.65	(4.05)	LONG
05/01/15	07/25/18	13.25000	STRYX	PIONEER ^		142.57	138.63	(3.94)	LONG
05/19/15	07/25/18	861.02000	STRYX	PIONEER ^		9,225.69	9,006.39	(219.30)	LONG
08/25/17	07/25/18	3,042.45000	PDCZX	PGIM ^		29,283.40	29,481.40	198.00	SHORT
09/01/17	07/25/18	14.90000	PDCZX	PGIM ^		144.01	144.44	0.43	SHORT
10/02/17	07/25/18	8.84000	PDCZX	PGIM ^		85.79	85.67	(0.12)	SHORT
11/01/17	07/25/18	9.61000	PDCZX	PGIM ^		93.18	93.18	0.00	SHORT
12/01/17	07/25/18	15.31000	PDCZX	PGIM ^		148.59	148.44	(0.15)	SHORT
01/02/18	07/25/18	12.28000	PDCZX	PGIM ^		119.75	119.01	(0.74)	SHORT
02/01/18	07/25/18	8.17000	PDCZX	PGIM ^		81.34	79.21	(2.13)	SHORT
03/01/18	07/25/18	12.15000	PDCZX	PGIM ^		115.97	117.79	1.82	SHORT
04/02/18	07/25/18	8.54000	PDCZX	PGIM ^		80.81	82.77	1.96	SHORT
05/01/18	07/25/18	8.48000	PDCZX	PGIM ^		80.31	82.26	1.95	SHORT
06/01/18	07/25/18	14.25000	PDCZX	PGIM ^		136.00	138.15	2.15	SHORT
07/02/18	07/25/18	9.21000	PDCZX	PGIM ^		87.49	89.35	1.86	SHORT
07/24/14	07/25/18	284.65000	SPVZX	PGIM QMA ^		6,174.11	6,333.53	159.42	LONG
12/17/14	07/25/18	13.07000	SPVZX	PGIM QMA ^		260.64	290.82	30.18	LONG
12/17/14	07/25/18	10.98000	SPVZX	PGIM QMA ^		219.02	244.39	25.37	LONG
12/17/14	07/25/18	3.64000	SPVZX	PGIM QMA ^		72.58	80.99	8.41	LONG
12/14/15	07/25/18	12.78000	SPVZX	PGIM QMA ^		229.81	284.37	54.56	LONG
12/14/15	07/25/18	7.32000	SPVZX	PGIM QMA ^		131.74	163.02	31.28	LONG
12/14/15	07/25/18	4.57000	SPVZX	PGIM QMA ^		82.30	101.83	19.53	LONG
12/15/16	07/25/18	4.72000	SPVZX	PGIM QMA ^		101.66	105.02	3.36	LONG
12/15/16	07/25/18	3.18000	SPVZX	PGIM QMA ^		68.69	70.95	2.26	LONG
12/15/16	07/25/18	2.75000	SPVZX	PGIM QMA ^		59.35	61.29	1.94	LONG
08/25/17	07/25/18	104.14000	SPVZX	PGIM QMA ^		2,261.91	2,317.15	55.24	SHORT
12/19/17	07/25/18	21.03000	SPVZX	PGIM QMA ^		473.08	468.03	(5.05)	SHORT
12/19/17	07/25/18	7.48000	SPVZX	PGIM QMA ^		168.42	166.64	(1.78)	SHORT
12/19/17	07/25/18	1.10000	SPVZX	PGIM QMA ^		24.95	24.68	(0.27)	SHORT
11/02/16	07/25/18	543.05000	RYTRX	ROYCE ^		7,000.00	7,553.92	553.92	LONG
12/16/16	07/25/18	42.82000	RYTRX	ROYCE ^		592.26	595.68	3.42	LONG
12/16/16	07/25/18	4.99000	RYTRX	ROYCE ^		69.13	69.53	0.40	LONG
03/03/17	07/25/18	1.47000	RYTRX	ROYCE ^		20.68	20.48	(0.20)	LONG
06/09/17	07/25/18	1.49000	RYTRX	ROYCE ^		20.73	20.73	0.00	LONG
08/25/17	07/25/18	124.47000	RYTRX	ROYCE ^		1,702.83	1,731.47	28.64	SHORT
09/08/17	07/25/18	1.30000	RYTRX	ROYCE ^		17.96	18.12	0.16	SHORT



ENVIRONMENTAL COUNCIL

ACCOUNT NUMBER: 1837-4584

Page 15 of 15

REALIZED GAIN (LOSS) INFORMATION - Continued

Open Date	Close Date	Quantity	Symbol/ CUSIP	Description	Cost	Proceeds	Realized Gain/(Loss)	Term
012/15/17	07/25/18	96.52000	RYTRX	ROYCE ^	1,276.04	1,342.66	66.62	SHORT
012/15/17	07/25/18	1.36000	RYTRX	ROYCE ^	18.06	19.00	0.94	SHORT
012/15/17	07/25/18	0.78000	RYTRX	ROYCE ^	10.43	10.97	0.54	SHORT
003/09/18	07/25/18	2.12000	RYTRX	ROYCE ^	28.64	29.60	0.96	SHORT
006/08/18	07/25/18	2.66000	RYTRX	ROYCE ^	36.92	37.01	0.09	SHORT
007/24/14	07/25/18	44.15000	WEIMX	TETON WESTWOOD ^	1,068.65	1,293.86	225.21	LONG
TOTAL REALIZED GAIN (LOSS)					165,228.61	167,425.07	2,196.46	
LONG TERM GAIN (LOSS)					91,015.94	92,584.89	1,568.95	
SHORT TERM GAIN (LOSS)					74,212.67	74,840.18	627.51	

JANNEY ADVANTAGE INSURED SWEEP - Deposits by Bank**

Description	Current Value
First Tennessee Bank NA Memphis, TN	38103 \$17,306.11
TOTAL JANNEY ADVANTAGE INSURED SWEEP	\$17,306.11

**Janney Advantage Insured Sweep Deposit Balances are insured up to the FDIC limits per bank for the combined total of all your deposits held in the same insurable capacity at one bank, including those outside the Program. Your balances are not covered by SIPC. Please refer to the Janney Advantage Insured Sweep Information Statement for more detail concerning insurance coverage. Account numbers at each bank are the same number as your Janney Montgomery Scott LLC account number. For any questions concerning the bank balances please call (877) 859-1684 or ask for the Janney Advantage Insured Sweep customer service representative.